



CEDAR FALLS CSD

ACADEMIC ACHIEVEMENT

Board Presentation
November 11, 2024



AGENDA

01

**IOWA SCHOOL
PERFORMANCE
PROFILE: 2022-2023
UPDATE**

02

**DISTRICT GOALS:
ACADEMIC
ACHIEVEMENT
2023-2024**

03

**ADDITIONAL METRICS:
AP & ACT
IN CFCSD**

04

**DISTRICT GOALS:
2024-2025**

05

GOALS IN ACTION

06

**NEXT STEPS:
FUTURE READY IN
CEDAR FALLS**



IOWA SCHOOL PERFORMANCE PROFILE

Elementary/Middle School				High School			
Measure			Weight	Measure			Weight
Participation Rate	Math	5%	10%	Participation Rate	Math	5%	10%
	ELA	5%			ELA	5%	
Proficiency	Math	6%	12%	Proficiency	Math	4%	8%
	ELA	6%			ELA	4%	
Growth	Math	18%	36%	Growth	Math	15.5%	31%
	ELA	18%			ELA	15.5%	
English Language Progress			10%	English Language Progress			10%
Average Scale Score	Math	7%	14%	Average Scale Score	Math	5%	10%
	ELA	7%			ELA	5%	
Conditions for Learning			18%	Conditions for Learning			8%
				Graduation Rate	4-year	7.5%	15%
					5-year	7.5%	
				Postsecondary Readiness			8%
Total			100%	Total			100%

CFCSD: 2022 - 2023 RESULTS



School	2019	2020	2021	2022	2023	2024
Bess Streeeter Aldrich Elementary	High Performing	High Performing	High Performing	Commendable	Commendable	Expected Nov 2024
Cedar Falls High School	Commendable	Commendable	Commendable	Commendable	Commendable	
Cedar Heights Elementary School	Commendable	Commendable	Commendable	Commendable	Commendable	
Helen A Hansen Elementary School	High Performing	High Performing	High Performing	Commendable	Commendable	
Holmes Junior High School	High Performing	High Performing	Commendable	Commendable	High Performing	
Lincoln Elementary School	Commendable	Commendable	Acceptable	Acceptable	Commendable	
North Cedar Elementary School	Acceptable	Acceptable	Acceptable	Commendable	Commendable	
Orchard Hill Elementary School	Commendable	Commendable	Commendable	Commendable	Commendable	
Peet Junior High School	Commendable	Commendable	High Performing	High Performing	High Performing	
Southdale Elementary School	High Performing	High Performing	High Performing	Commendable	Commendable	

Tiers:

Exceptional (66.31 and above)

High Performing (60.61 - 66.30)

Commendable (54.91 - 60.60)

Acceptable (49.21 - 54.90)

Needs Improvement (43.96 - 49.20)

Priority (43.95 and below)



DISTRICT ACADEMIC ACHIEVEMENT 23-24

District Academic Achievement Goal 2023 - 2024

By May 2024, 85% of the 3rd-11th grade students will be proficient or advanced proficient in **ELA** as measured by the Iowa State-wide Assessment of Student Progress.

By May 2024, 83.5% of the 3rd -11th grade students will be proficient or advanced proficient in **Math** as measured by the Iowa State-wide Assessment of Student Progress.



DISTRICT ACADEMIC ACHIEVEMENT 23-24

English Language Arts:

By May 2024, 85% of 3rd - 11th grade students will be proficient or advanced proficient as measured by the Iowa Statewide Assessment of Student Progress (ISASP)

Goal Status:

Achieved: 83.4% of students were Proficient or Advanced.

The goal for ELA was **not fully met**, with 83.4% of students achieving Proficient or Advanced, slightly below the 85% target.

State Average ELA: 72.72

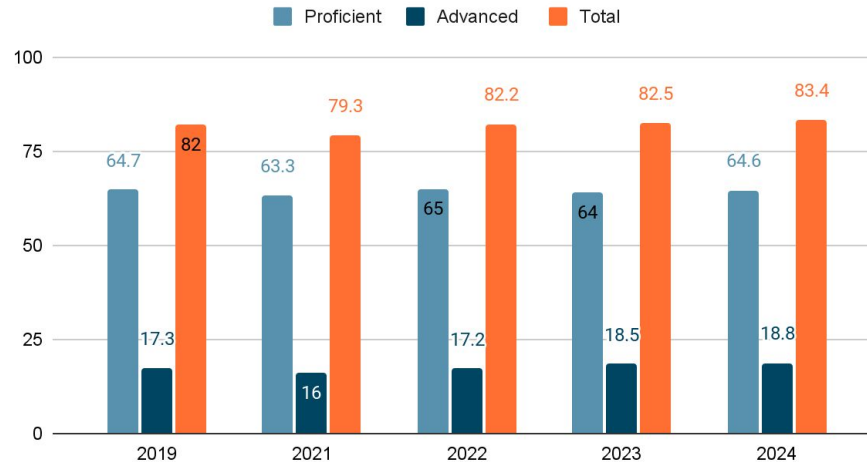


GOALS: ACADEMIC ACHIEVEMENT 23-24

English Language Arts:

By May 2024, 85% of 3rd - 11th grade students will be proficient or advanced proficient as measured by the Iowa Statewide Assessment of Student Progress (ISASP)

ISASP - ELA (All Grades)



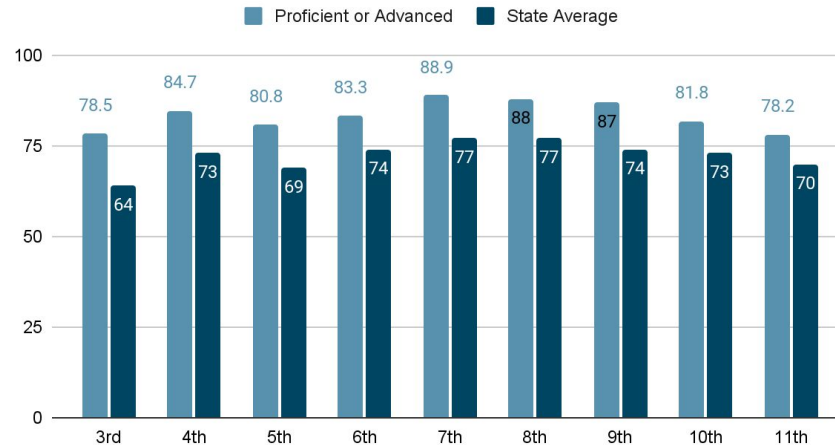


GOALS: ACADEMIC ACHIEVEMENT 23-24

English Language Arts:

By May 2024, 85% of 3rd - 11th grade students will be proficient or advanced proficient as measured by the Iowa Statewide Assessment of Student Progress (ISASP)

CFCSD ELA (ISASP) vs State Average by Grade





GOALS: ACADEMIC ACHIEVEMENT 23-24

All District Fastbridge	Spring 2019	Spring 2020	Spring 2021	Spring 2022	Spring 2023	Spring 2024
Kdg	77.0%		74.00%	80.0%	72.0%	80.0%
1st	71.0%		72.00%	71.0%	74.0%	73.0%
2nd	73.0%		77.00%	83.0%	73.0%	76.0%
3rd	72.0%		74.00%	76.0%	76.0%	75.0%
4th	75.0%		75.00%	78.0%	79.0%	76.0%
5th	79.0%		76.0%	76.0%	77.0%	79.0%
6th	80.0%		76.0%	79.0%	76.0%	81.0%
Total	75.0%		75.0%	77.0%	76.0%	77.0%



GOALS: ACADEMIC ACHIEVEMENT 23-24

English Language Arts:

By May 2024, 85% of 3rd - 11th grade students will be proficient or advanced proficient as measured by the Iowa Statewide Assessment of Student Progress (ISASP)

All District	Spring 2019	Spring 2020 School Shutdown due to COVID-19 Pandemic	Spring 2021	Spring 2022	Spring 2023	Spring 2024
Kdg	77.0%		74.00%	80.0%	72.0%	80.0%
1st	71.0%		72.00%	71.0%	74.0%	73.0%
2nd	73.0%		77.00%	83.0%	73.0%	76.0%
3rd	72.0%		74.00%	76.0%	76.0%	75.0%
4th	75.0%		75.00%	78.0%	79.0%	76.0%
5th	79.0%		76.0%	76.0%	77.0%	79.0%
6th	80.0%		76.0%	79.0%	76.0%	81.0%
7th			72.0%	75.00%	69.0%	75.0%
8th			71.0%	69.0%	70.0%	71.0%
9th				82.0%	78.0%	80.0%
Total	75.3%		74.1%	76.9%	74.4%	76.6%



DISTRICT ACADEMIC ACHIEVEMENT 23-24

Mathematics:

By May 2024, 83.5% of 3rd - 11th grade students will be proficient or advanced proficient as measured by the Iowa Statewide Assessment of Student Progress (ISASP)

Goal Status:

Achieved: 81.8% of students were Proficient or Advanced.

The goal for Mathematics was also **not fully met**, with 81.8% of students achieving Proficient or Advanced, below the 83.5% target.

State Average Math: 69.81

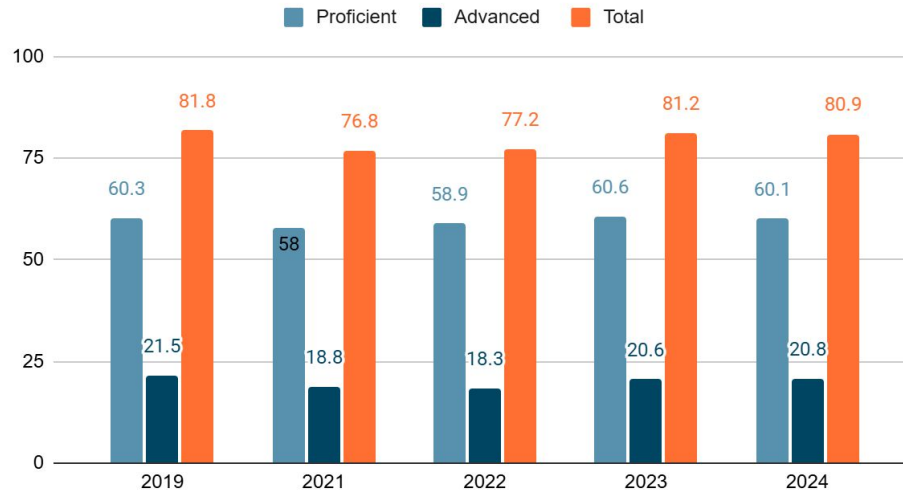


GOALS: ACADEMIC ACHIEVEMENT 23-24

Mathematics:

By May 2024, 83.5% of 3rd - 11th grade students will be proficient or advanced proficient as measured by the Iowa Statewide Assessment of Student Progress (ISASP)

ISASP - Math (All Grades)



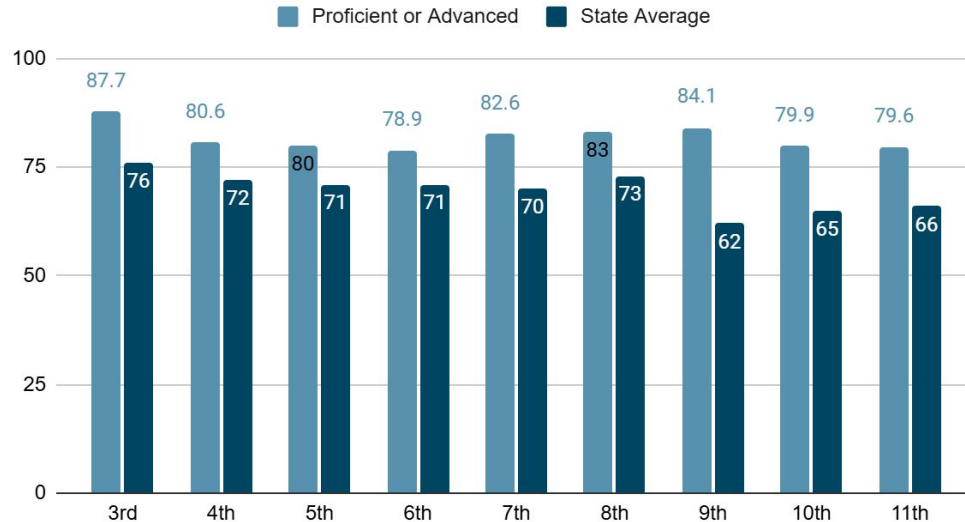


GOALS: ACADEMIC ACHIEVEMENT 23-24

Mathematics:

By May 2024, 83.5% of 3rd - 11th grade students will be proficient or advanced proficient as measured by the Iowa Statewide Assessment of Student Progress (ISASP)

CFCSD Math (ISASP) vs State Average by Grade





GOALS: ACADEMIC ACHIEVEMENT 23-24

Mathematics:

By May 2024, 83.5% of 3rd - 11th grade students will be proficient or advanced proficient as measured by the Iowa Statewide Assessment of Student Progress (ISASP)

All District	Spring 2021	Spring 2022	Spring 2023	Spring 2024
Kdg	76.0%	82.0%	79.0%	87.0%
1st	72.0%	72.0%	76.0%	65.0%
2nd	75.0%	77.0%	77.0%	82.0%
3rd	77.0%	70.0%	77.0%	71.0%
4th	72.0%	74.0%	74.0%	67.0%
5th	67.0%	67.0%	74.0%	74.0%
6th	77.0%	72.0%	74.0%	77.0%
7th				80.0%
8th				69.0%
9th				74.0%
Total	73.7%	73.4%	75.9%	74.6%



GOALS: ACADEMIC ACHIEVEMENT 23-24

Mathematics:

By May 2024, 83.5% of 3rd - 11th grade students will be proficient or advanced proficient as measured by the Iowa Statewide Assessment of Student Progress (ISASP)

All District	Spring 2021	Spring 2022	Spring 2023	Spring 2024
Kdg	76.00%	82.0%	79.0%	87.0%
1st	72.00%	72.0%	76.0%	65.0%
2nd	75.00%	77.0%	77.0%	82.0%
3rd	77.00%	70.0%	77.0%	71.0%
4th	72.00%	74.0%	74.0%	67.0%
5th	67.0%	67.0%	74.0%	74.0%
6th	77.0%	72.0%	74.0%	77.0%
7th				80.0%
8th				69.0%
9th				74.0%
Total	73.7%	73.4%	75.9%	74.6%



MATH IN CEDAR FALLS





ADVANCED PLACEMENT - CFCSD


Cedar Falls CSD AP Courses:

	2022	2023	2024
AP Exams (n)	476	564	629
Average Score	3.8	3.6	3.7
Percent Pass	87%	79%	88%

1. Biology
2. Calc AB
3. Calc BC
4. Chemistry
5. Comp Science Prin
6. English Lang
7. English Lit
8. Environmental Science
9. French
10. Human Geography
11. Music Theory
12. Physics C
13. Psychology
14. Precalculus
15. Spanish
16. Statistics
17. US Gov & Politics

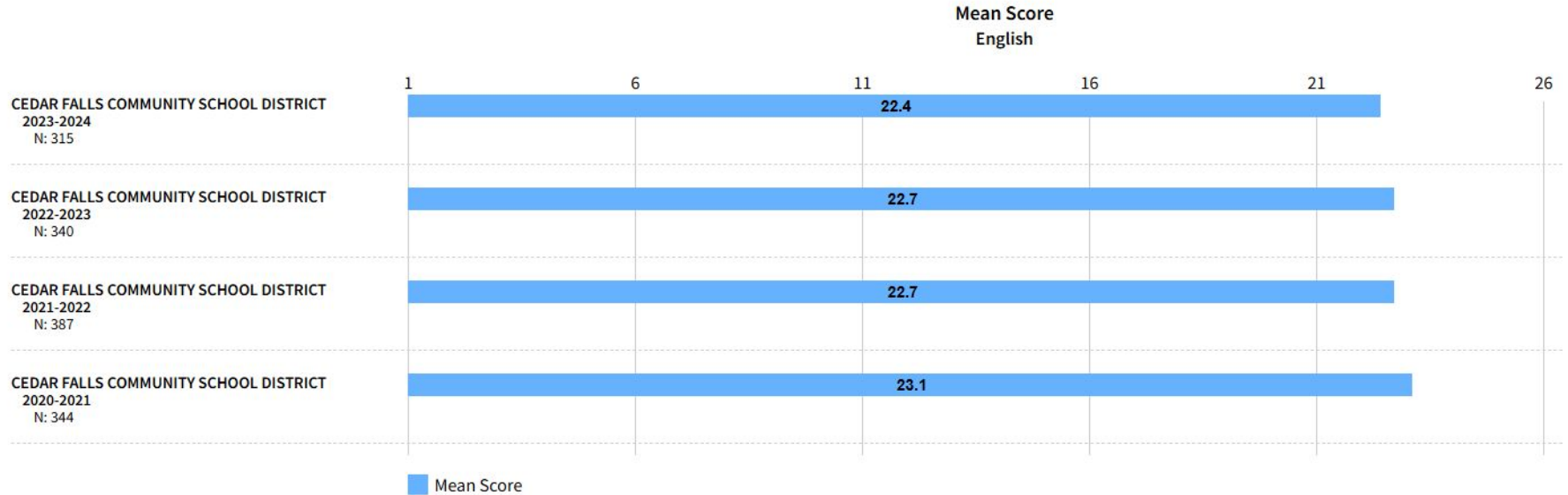


ACT DATA



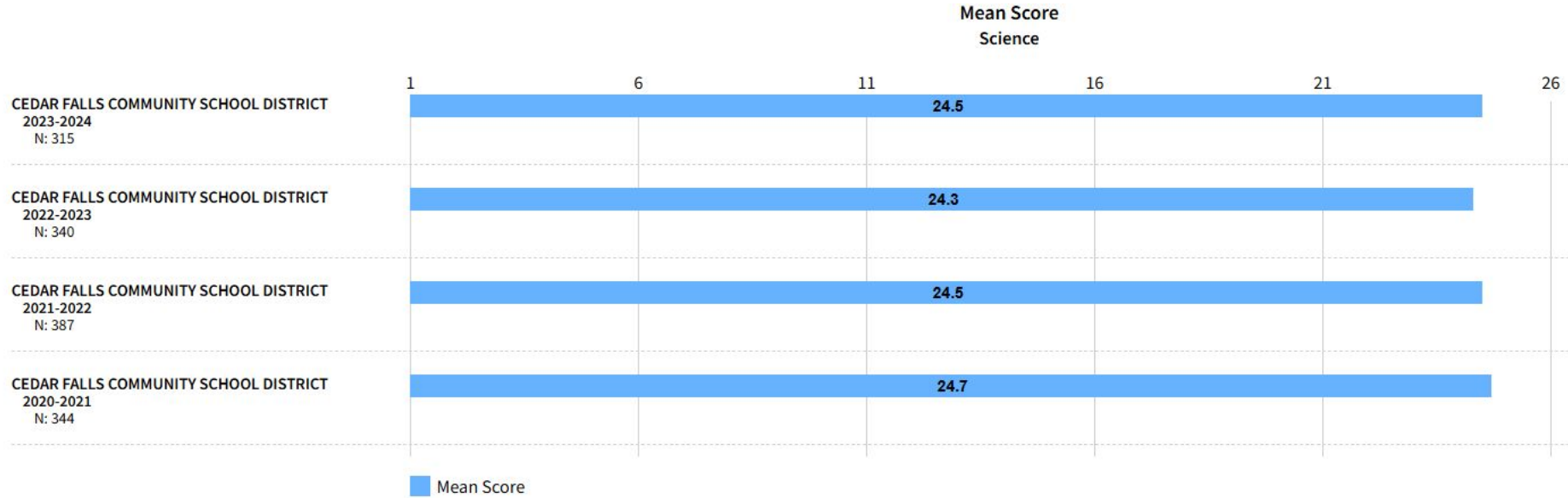


ACT DATA



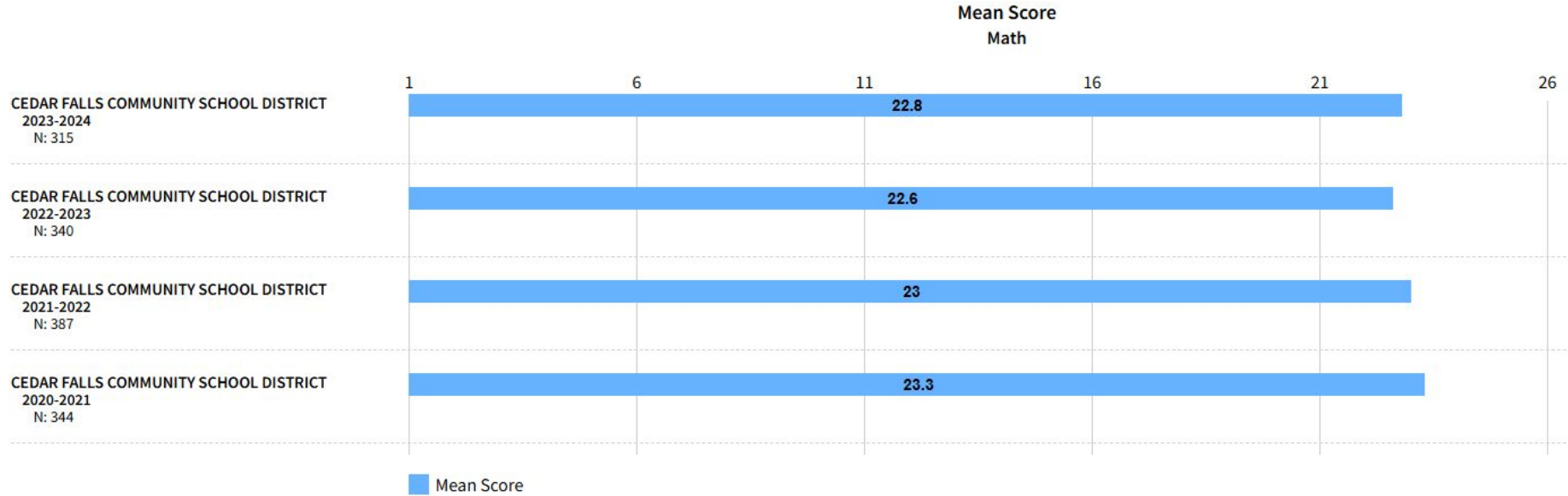


ACT DATA





ACT DATA





ACT - POSTSECONDARY CONNECTION

Number of High School Graduates who intend to pursue postsecondary training/education

	Class of											
	2012	2013	2014	2015	2016	2017	2018	2019	2020	2021	2022	2023
HS Graduates with Postsecondary Intent	86.0%	90.5%	87.0%	86.2%	88.4%	84.9%	85.5%	81.2%	84.3%	84.6%	78.9%	81.5%
HS Graduates Who Enrolled Within One Year	76.9%	81.8%	76.3%	76.9%	78.6%	75.1%	81.1%	73.7%	77.0%	75.8%	70.1%	
HS Graduates Who Persisted For a Second Year	68.9%	73.9%	66.8%	67.9%	69.1%	67.9%	70.1%	66.4%	66.9%	68.7%		
HS Graduates Who Completed Within Six Years	60.4%	64.7%	58.0%	59.8%	57.5%	55.9%						

Among High School students who enrolled within one year, Number/Percent who persisted for a second year

	Class of											
	2012	2013	2014	2015	2016	2017	2018	2019	2020	2021	2022	2023
Above ACT/SAT Score Threshold	94.0%	98.1%	94.7%	97.3%	94.4%	95.2%	93.0%	97.9%	96.8%	97.3%		
Below ACT/SAT Score Threshold	90.2%	89.7%	88.1%	86.2%	95.8%	89.4%	84.3%	88.0%	82.2%	91.5%		
Did not take ACT/SAT	75.0%	71.0%	66.0%	64.0%	61.5%	77.3%	64.1%	62.5%	60.9%	83.0%		



IOWA SCHOOL PERFORMANCE PROFILE 23-24

Transparent Point System to Calculate Overall Scores							
Elementary/Middle School				High School			
Measure		Points		Measure		Points	
Proficiency	ELA	100	300	Proficiency	ELA	100	300
	Math	100			Math	100	
	Science	100			Science	100	
Growth	ELA	100	300	Growth	ELA	100	300
	Math	100			Math	100	
	English Language Learners	100			English Language Learners	100	
Chronic Absenteeism	Rate	50	100	Chronic Absenteeism	Rate	50	100
	Attendance Growth	50			Attendance Growth	50	
				Graduation Rate	4-Year	50	100
					5-Year	50	
				Postsecondary Readiness			100
Total		700		Total		900	



DISTRICT ACADEMIC ACHIEVEMENT

District Culture Goal 2024 - 2025

By May of 2025, we will reduce the number of chronically absent students by 5% and maintain a district attendance average of 95%.

District PLC Goal 2024 - 2025

By May 2025, 100% of collaborative teams will have a process to analyze data in order to inform instructional decisions as measured by the District Data Use Survey.



DISTRICT ACADEMIC ACHIEVEMENT 24-25

District Academic Achievement Goal 2024 - 2025


By May 2025, 85% of K-11th grade students will be proficient or advanced in **ELA** as measured by the Iowa State-wide Assessment of Student Progress (3 - 11) and FAST (K - 2).

By May 2025, 85% of the K - 11th grade students will be proficient or advanced proficient in **Math** as measured by the Iowa State-wide Assessment of Student Progress.

By May 2025, 80% of 5, 8, and 10th grade students will be proficient or advanced in **Science** as measured by the Iowa State-wide Assessment of Student Progress.

State Average Science: 61.55

GOALS IN ACTION



DISTRICT → BUILDING → TEAM → IMPACT

What sets CF apart?

- Amazing staff
- Clear direction
 - Culture
 - PLC
 - Student Achievement
- Bringing learning to life
 - Understanding students in 2024



SO GLAD I GREW UP



DOING THIS



NOT THIS



DURABLE SKILLS

“In an era when technical skills are evolving at an unprecedented pace, there is an important set of durable ‘soft skills’ that last throughout an entire career. This includes a combination of **how we use what we know** - ***critical thinking, communication, collaboration*** - and **how we show up in the world** - ***leadership, resilience, self-awareness.***”

National Research Findings



We studied
80 million
job postings from the
past 2 years



Across
22 sectors
using 2020 SOC-2
occupational data



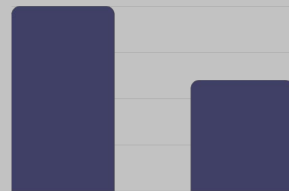
77%
of those job
postings **requested**
at least 1 Durable Skill

61.7 MILLION JOBS demanded **Durable Skills**



7 of the **10**
most-requested skills
were Durable Skills

The **TOP 5**
Durable Skills
were requested
4.7x more than
the top 5 Hard skills

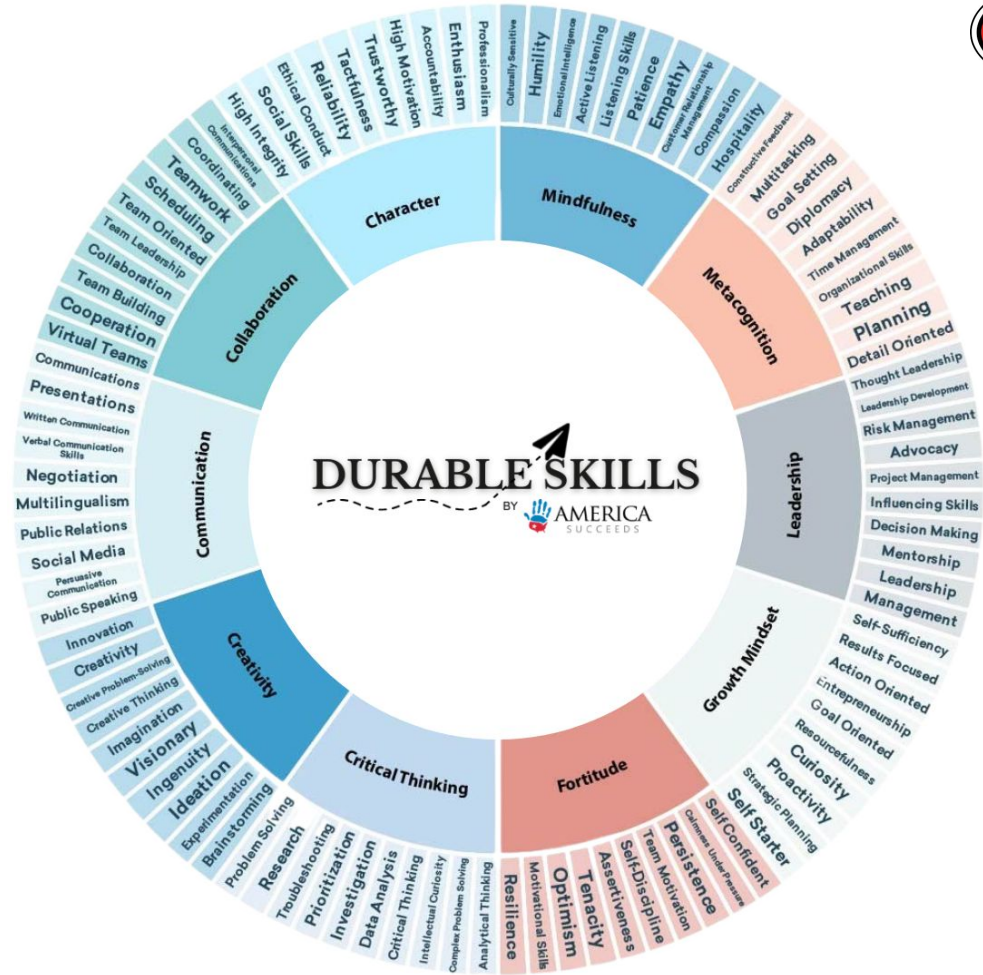


Leadership & Communication
competencies are in highest
demand (50%+)

Almost
45M
postings
requested
Communications



- Critical Thinking
- Communication
- Collaboration
- Creativity
- Metacognition
- Growth Mindset
- Mindfulness
- Character
- Fortitude
- Leadership





WHAT DOES THIS MEAN FOR US?



Education System (SUPPLY)

How do we best teach Durable Skills? How do we ensure every student develops them?



Workforce (DEMAND)

How do we measure Durable Skills to better identify the talent we need?



AUTHENTIC LEARNING



FUTURE GOALS



- Continue our focus on the right work
 - **Culture**
 - Attendance
 - Supportive, safe, and caring environments
 - Engaging today's students
 - **Professional Learning Communities**
 - 3 Big Ideas (Collaborative Culture, Focus on Results & Focus on Learning)
 - 4 Questions
 - Student by Student / Skill by Skill
 - **Student Achievement**
 - Research based instructional materials, high quality professional development, supporting amazing staff



THANK YOU!



Eric Rosburg
Executive Director of
Secondary Education
eric.rosburg@cfschools.org

Tara Estep
Executive Director of
Elementary Education
tara.estep@cfschools.org