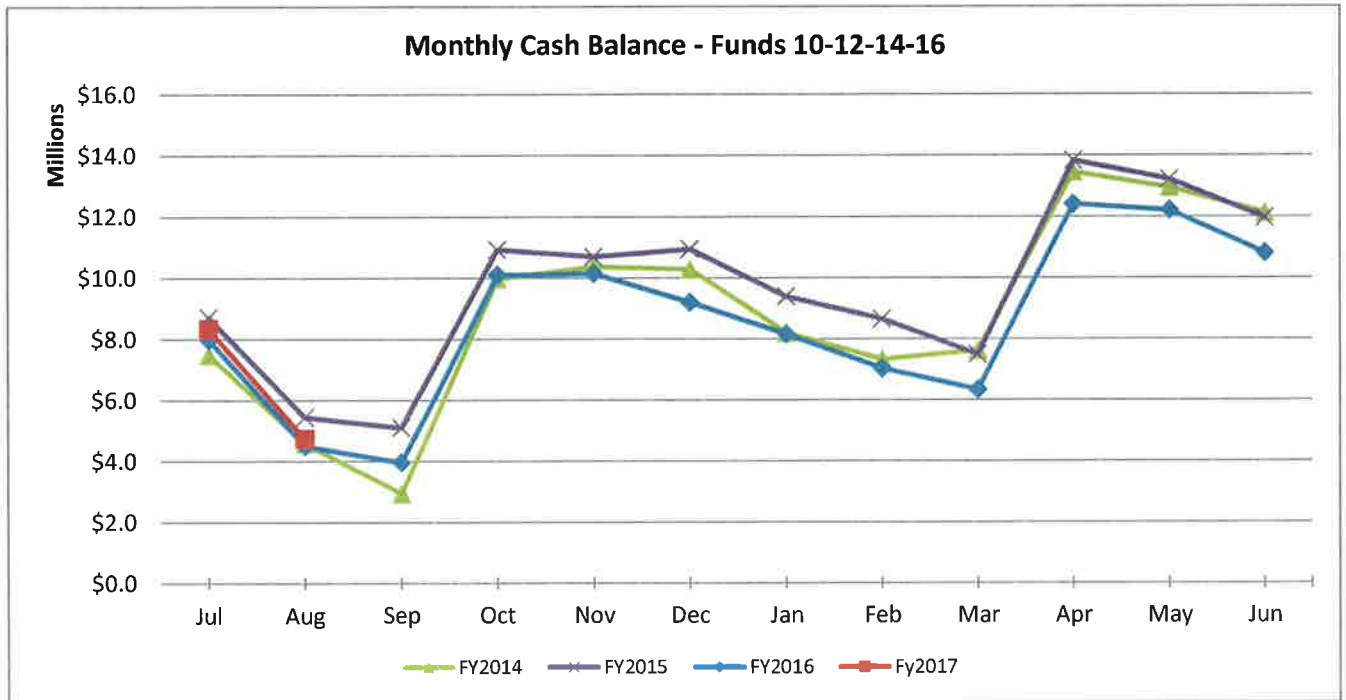


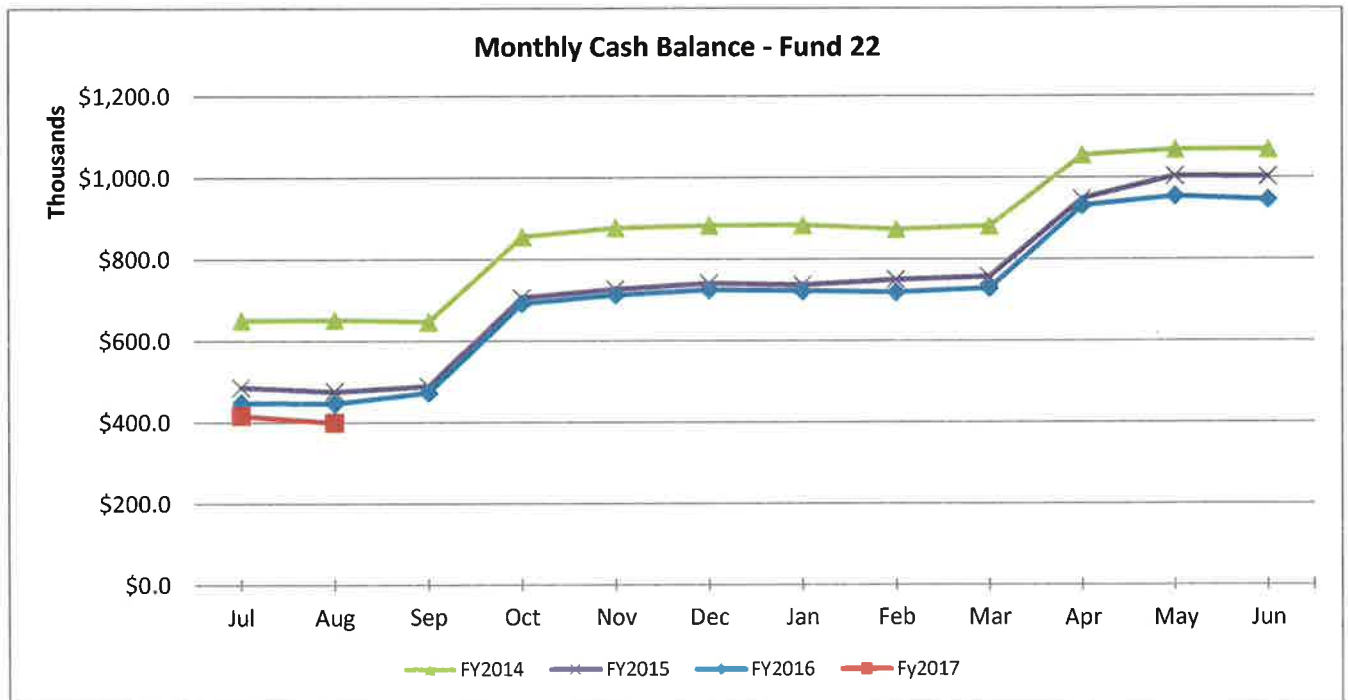
**Cedar Falls Community School District  
Monthly Financial Report  
For the Month Ending August 31, 2016**

		Previous Month Balance	Beginning Year Balance		
<b><u>General Fund (10/12/14/16)</u></b>		8,339,578.67	10,814,497.87		
	Budget Amt.	Current Month	Year to Date	Budget Balance	Percent Remaining
Revenue	55,834,369.00	<u>953,397.58</u>	<u>2,530,241.32</u>	53,304,127.68	95.47%
Total Available		<u>9,292,976.25</u>	<u>13,344,739.19</u>		
Expenditures	56,107,090.00	<u>4,550,113.94</u>	<u>8,601,876.88</u>	47,505,213.12	84.67%
Ending Month Balance		<u>4,742,862.31</u>	<u>4,742,862.31</u>		
Cash		781,669.95			
Investments		82,216.63	Wells Fargo Cedar Falls - 0.15%		
		<u>3,878,975.73</u>	Lincoln Savings Bank MM - 0.50%		
Total		<u>\$4,742,862.31</u>			
Balance Last Year		\$4,510,487.48			



**Cedar Falls Community School District  
Monthly Financial Report  
For the Month Ending August 31, 2016**

		Previous Month Balance	Beginning Year Balance		
<b>Management Fund (22)</b>		416,548.35	946,047.77		
	Budget Amt.	Current Month	Year to Date	Budget Balance	Percent Remaining
Revenue	551,601.00	1,101.35	5,246.95	546,354.05	99.05%
Total Available		<u>417,649.70</u>	<u>951,294.72</u>		
Expenditures	653,385.00	18,178.64	551,823.66	101,561.34	15.54%
Ending Month Balance		<u>399,471.06</u>	<u>399,471.06</u>		
Cash		-211,378.46			
Investments		0.00	Wells Fargo Cedar Falls - 0.15%		
		610,849.52	Lincoln Savings Bank MM - 0.50%		
Total		<u>\$399,471.06</u>			
Balance Last Year		\$446,406.92			



**Cedar Falls Community School District  
Monthly Financial Report  
For the Month Ending August 31, 2016**

		Previous Month Balance	Beginning Year Balance		
<b><u>Statewide School Infrastructure</u></b>		9,461,996.85	9,491,657.55		
<b><u>Sales &amp; Service Tax [SAVE] (33)</u></b>				Budget Balance	Percent Remaining
	Budget Amt.	Current Month	Year to Date		
Revenue	4,609,900.00	<u>387,551.46</u>	<u>775,118.65</u>	3,834,781.35	83.19%
Total Available		<u>9,849,548.31</u>	<u>10,266,776.20</u>		
Expenditures	7,942,357.00	43,119.64	208,466.51	7,733,890.49	97.38%
Transfer Out (To Fund 40)		<u>251,881.02</u>	<u>503,762.04</u>		
Ending Month Balance		<u>9,554,547.65</u>	<u>9,554,547.65</u>		
Cash		1,054,069.99			
Investments		5,670,521.91	Lincoln Savings Bank MM - 0.50%		
		1,834,533.00	Lincoln Savings Bank CD (2011 Reserve) - 1.13%		
		995,422.75	Lincoln Savings Bank MM (2013 Reserve) - 0.50%		
Total		<u>\$9,554,547.65</u>			
				Restricted	\$2,829,533.00
				Unrestricted	\$6,725,014.65
Balance Last Year		\$7,947,279.86			

		Previous Month Balance	Beginning Year Balance		
<b><u>Physical Plant &amp; Equipment (36)</u></b>		3,353,258.69	3,391,040.45		
	Budget Amt.	Current Month	Year to Date	Budget Balance	Percent Remaining
Revenue	3,492,360.00	<u>1,076.82</u>	<u>12,757.10</u>	3,479,602.90	99.63%
Total Available		<u>3,354,335.51</u>	<u>3,403,797.55</u>		
Expenditures	3,617,360.00	669,475.60	718,937.64	2,898,422.36	80.13%
Ending Month Balance		<u>2,684,859.91</u>	<u>2,684,859.91</u>		
Cash		463,529.38			
Investments		0.00	Wells Fargo Cedar Falls - 0.15%		
		2,221,330.53	Lincoln Savings Bank MM - 0.50%		
Total		<u>\$2,684,859.91</u>			
Balance Last Year		\$1,705,424.76			

**Cedar Falls Community School District  
Monthly Financial Report  
For the Month Ending August 31, 2016**

		Previous Month Balance	Beginning Year Balance		
<b><u>Debt Service (40)</u></b>		\$252,670.54	\$775.43		
	Budget Amt.	Current Month	Year to Date	Budget Balance	Percent Remaining
Revenue	5,000.00	134.53	148.62	4,851.38	97.03%
Transfer In (From Fund 33)	2,770,692.00	<u>251,881.02</u>	<u>503,762.04</u>	2,266,929.96	81.82%
Total Funds Available		<u>\$504,686.09</u>	<u>\$504,686.09</u>		
Expenditures	2,770,692.00	<u>0.00</u>	<u>0.00</u>	2,770,692.00	100.00%
Balance		<u>\$504,686.09</u>	<u>\$504,686.09</u>		
Cash		0.00			
Investments		<u>504,686.09</u>	Lincoln Savings Bank MM - 0.50%		
Total		<u>\$504,686.09</u>			
Balance last year		\$506,688.59			

		Previous Month Balance	Beginning Year Balance		
<b><u>Student Activity (21)</u></b>		\$604,396.69	\$637,863.32		
	Budget Amt.	Current Month	Year to Date	Budget Balance	Percent Remaining
Revenue	1,030,500.00	<u>189,250.83</u>	<u>205,068.48</u>	825,431.52	80.10%
Total Available		<u>793,647.52</u>	<u>842,931.80</u>		
Expenditures	1,100,000.00	<u>149,525.97</u>	<u>198,810.25</u>	901,189.75	81.93%
Ending Month Balance		<u>644,121.55</u>	<u>644,121.55</u>		
Cash		158,635.56			
Investments		0.00	Wells Fargo Cedar Falls - 0.15%		
Total		<u>485,485.99</u>	Lincoln Savings Bank MM - 0.50%		
Total		<u>\$644,121.55</u>			
Balance Last Year		\$682,511.02			

**Cedar Falls Community School District  
Monthly Financial Report  
For the Month Ending August 31, 2016**

<u>Enterprise Funds</u>		Previous Month Balance	Beginning Year Balance		
<u>Food Service (61)</u>		\$642,135.68	\$662,242.17		
	Budget Amt.	Current Month	Year to Date	Budget Balance	Percent Remaining
Revenue	2,387,695.00	<u>134,631.66</u>	<u>143,158.60</u>	2,244,536.40	94.00%
Total Available		<u>776,767.34</u>	<u>805,400.77</u>		
Expenditures	2,450,664.00	<u>31,961.08</u>	<u>60,594.51</u>	2,390,069.49	97.53%
Ending Month Balance		<u>744,806.26</u>	<u>744,806.26</u>		
Cash		511,466.31			
Investments		0.00	Wells Fargo Cedar Falls - 0.15%		
		<u>233,339.95</u>	Lincoln Savings Bank MM - 0.50%		
Total		<u>\$744,806.26</u>			
Balance Last Year		\$495,960.06			

<u>HS Student Coffee Shop (68)</u>		Previous Month Balance	Beginning Year Balance		
		\$4,786.82	\$4,786.82		
	Budget Amt.	Current Month	Year to Date	Budget Balance	Percent Remaining
Revenue	14,634.00	<u>265.96</u>	<u>265.96</u>	14,368.04	98.18%
Total Available		<u>5,052.78</u>	<u>5,052.78</u>		
Expenditures	14,634.00	<u>0.00</u>	<u>0.00</u>	14,634.00	100.00%
Ending Month Balance		<u>5,052.78</u>	<u>5,052.78</u>		
Cash		5,052.78			
Investments		0.00	Wells Fargo Cedar Falls - 0.15%		
		<u>0.00</u>	Lincoln Savings Bank MM - 0.50%		
Total		<u>\$5,052.78</u>			
Balance Last Year		\$6,567.93			

Total Enterprise Fund Balance \$749,859.04

**Cedar Falls Community School District  
Monthly Financial Report  
For the Month Ending August 31, 2016**

		Previous Month Balance	Beginning Year Balance		
<b><u>Trust/Agency Funds (27/78/81/92/93)</u></b>		253,252.97	251,209.89		
	Budget Amt.	Current Month	Year to Date	Budget Balance	Percent Remaining
Revenue	100,000.00	<u>17,838.54</u>	<u>30,922.86</u>	69,077.14	69.08%
Total Available		<u>271,091.51</u>	<u>282,132.75</u>		
Expenditures	100,000.00	<u>21,331.82</u>	<u>32,373.06</u>	67,626.94	67.63%
Ending Month Balance		<u>249,759.69</u>	<u>249,759.69</u>		
Cash		29,558.79			
Investments		0.00	0.00 Wells Fargo Cedar Falls - 0.15%		
		<u>220,200.90</u>	Lincoln Savings Bank MM - 0.50%		
Total		<u>\$249,759.69</u>			

		Previous Month Balance	Beginning Year Balance		
<b><u>River Hills Consortium Agency Fund (94)</u></b>		556,782.51	41,874.74		
	Budget Amt.	Current Month	Year to Date	Budget Balance	Percent Remaining
Revenue	3,800,000.00	<u>156,491.26</u>	<u>711,936.61</u>	3,088,063.39	81.26%
Total Available		<u>713,273.77</u>	<u>753,811.35</u>		
Expenditures	3,800,000.00	<u>711,936.61</u>	<u>752,474.19</u>	3,047,525.81	80.20%
Ending Month Balance		<u>1,337.16</u>	<u>1,337.16</u>		
Cash		1,337.16			
Investments		0.00	0.00 Wells Fargo Cedar Falls - 0.15%		
		<u>0.00</u>	Lincoln Savings Bank MM - 0.50%		
Total		<u>\$1,337.16</u>			

**CEDAR FALLS COMMUNITY SCHOOL DISTRICT**  
**Monthly Financial Report**  
**August 2016**

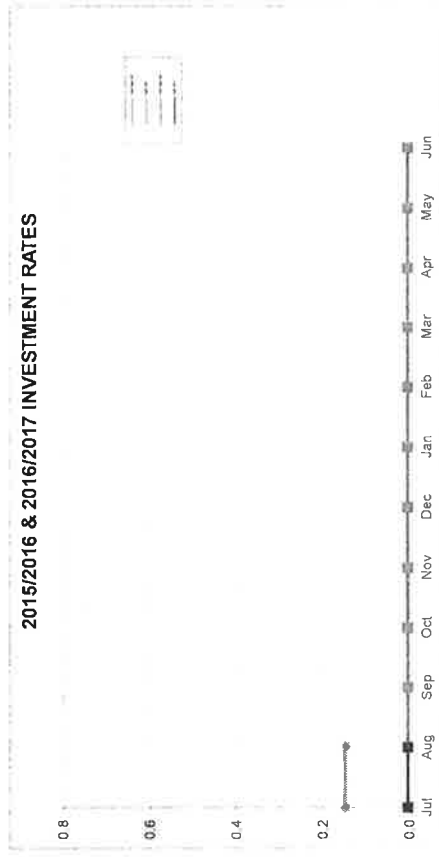
Fund	Checking Account				Reconciliation			
	Beginning Cash Balance +	Monthly Receipts/ Intra Fund Transfers +	Monthly Expenditures -	Investments Transfers In/(Out) +	Transfers In/(Out) =	Ending Cash Balance +	Investments =	Secretary's Book Balance
General Fund (10-16)	\$1,880,908.06	\$953,397.58	\$4,550,113.94	(\$2,521.75)	\$2,500,000.00	\$781,669.95	\$3,961,192.36	\$4,742,862.31
Management Fund (22)	(\$194,041.88)	\$1,101.35	\$18,178.64	(\$259.29)	\$0.00	(\$211,378.46)	\$610,849.52	\$399,471.06
Trust/Agency Fund (27-93)	\$33,145.54	\$17,838.54	\$21,331.82	(\$93.47)	\$0.00	\$29,558.79	\$220,200.90	\$249,759.69
Riverhills (94)	\$556,782.51	\$156,491.26	\$711,936.61	\$0.00	\$0.00	\$1,337.16	\$0.00	\$1,337.16
Statewide Sales Tax (33)	\$959,773.32	\$387,551.46	\$295,000.66	(\$2,823.18)	\$4,569.05	\$1,054,069.99	\$8,500,477.66	\$9,554,547.65
Sch House (36)	\$632,994.30	\$1,076.82	\$669,475.60	(\$1,066.14)	\$500,000.00	\$463,529.38	\$2,221,330.53	\$2,684,859.91
Debt Service Fund (40)	\$0.00	\$252,015.55	\$0.00	(\$252,015.55)	\$0.00	\$0.00	\$504,686.09	\$504,686.09
Student Act. Fund (21 & 77)	\$119,116.78	\$189,250.83	\$149,525.97	(\$206.08)	\$0.00	\$158,635.56	\$485,485.99	\$644,121.55
Food Service Fund (61)	\$408,894.78	\$134,631.66	\$31,961.08	(\$99.05)	\$0.00	\$511,466.31	\$233,339.95	\$744,806.26
Entrepreneurial Fund (68)	\$4,786.82	\$265.96	\$0.00	\$0.00	\$0.00	\$5,052.78	\$0.00	\$5,052.78
<b>TOTALS</b>	<b>\$4,402,360.23</b>	<b>\$2,093,621.01</b>	<b>\$6,447,524.32</b>	<b>(\$259,084.51)</b>	<b>\$3,004,569.05</b>	<b>\$2,793,941.46</b>	<b>\$16,737,563.00</b>	<b>\$19,531,504.46</b>

General Fund: Page 2  
 Operating Fund  
 Special Education Fund  
 Phase/Teacher Comp Fund  
 Instructional Support/Levy Fund  
 ECHOES Fund  
 Management Fund  
 Internal Service Fund  
 Miscellaneous Funds

Schoolhouse Fund: Page 3  
 PPEL Fund  
 Local Option Sales Tax Fund  
 Debt Service Fund

Student Activity Fund: Page 4  
 All Schools

Food Service Fund: Page 5  
 District Wide



\* Iowa School Cash Anticipation Program





**2016-2017 SCHOOLHOUSE FUND WORKSHEET**  
AUGUST 2016

<b># 36 -- PPEL FUND</b>						
Date	Description	Receipts	Disb.	Lincoln Investment		Balance
	YTD Totals	11,680.28	49,462.04	2,720,264.39		
						632,994.30
	Taxes/Regular PPEL	2.11				632,996.41
	Taxes/Voted PPEL	8.57				633,004.98
	Vendor checks		715,292.41			(82,287.43)
	Receipts		(45,816.81)			(36,470.62)
	Checking Interest					(36,470.62)
	Savings Interest	1,066.14		1,066.14		(36,470.62)
	GJ					(36,470.62)
	Transfer			(500,000.00)		463,529.38
						463,529.38
	Monthly Totals	1,076.82	669,475.60	(498,933.86)		463,529.38
	YTD Totals	12,757.10	718,937.64	2,221,330.53		

<b>#33 - Statewide Sales Tax</b>							
Date	Description	Receipts	Disb.	Farmers State Bank 11 Series Bond	Lincoln Investment	Lincoln Investment 13 Series Bond	Balance
	YTD Totals	387,567.19	417,227.89	1,834,533.00	5,668,121.48	999,569.05	
							959,773.32
	LOT Receipts	384,544.60					1,344,317.92
	Lincoln Savings Int	2,823.18			2,400.43	422.75	1,344,317.92
	Checking interest	183.68					1,344,501.60
	Vendor checks		43,119.64				1,301,381.96
	Bond Interest/Principal						1,301,381.96
	11 Bond Payment						1,301,381.96
	Adjustment Bond 2011						1,301,381.96
	Receipts						1,301,381.96
	GJ						1,301,381.96
	Sinking Fund Transfer		251,881.02				1,049,500.94
	Transfer					(4,569.05)	1,054,069.99
	Bonds Ser 11 withdrawl						
	Monthly Totals	387,551.46	295,000.66	0.00	2,400.43	(4,146.30)	1,054,069.99
	YTD Totals	775,118.65	712,228.55	1,834,533.00	5,670,521.91	995,422.75	

<b>#40 - Debt Service Fund</b>						
Date	Description	Receipts	Disb.	Lincoln Investments		Balance
	YTD Totals	251,895.11	0.00	252,670.54		
						(0.00)
	Bond payment					(0.00)
	Sinking Fund	251,881.02		251,881.02		0.00
	Interest	134.53		134.53		0.00
	Withdrawl					0.00
	Monthly Totals	252,015.55	0.00	252,015.55		0.00
	YTD Totals	503,910.66	0.00	504,686.09		

GRAND TOTAL - MONTHLY	640,643.83	964,476.26	(246,918.31)	2,400.43	(4,146.30)	0.00	
GRAND TOTAL - YEAR TO DAT	1,291,786.41	1,431,166.19	4,560,549.62	5,670,521.91	995,422.75	0.00	1,517,599.37

**STUDENT ACTIVITY FUND**  
AUGUST 2016

		Receipts	Expend.	Balance	Invest.	Balance
Senior High	Monthly Totals	66,305.01	102,619.59	33,179.43	272,536.73	305,716.16
	Year to Date Totals	81,991.14	146,274.33			
Holmes Jr. High	Monthly Totals	24,847.14	4,440.73	13,111.54	55,006.78	68,118.32
	Year to Date Totals	24,906.91	7,946.67			
Peet Jr. High	Monthly Totals	34,732.16	4,771.12	30,148.18	91,178.34	121,326.52
	Year to Date Totals	34,775.39	5,529.44			
Cedar Heights	Monthly Totals	8,617.85	318.63	16,225.36	16,689.65	32,915.01
	Year to Date Totals	8,624.98	473.51			
Hansen	Monthly Totals	12,514.62	197.82	20,767.73	3,956.27	24,724.00
	Year to Date Totals	12,516.31	317.82			
Lincoln	Monthly Totals	16,254.36	26.34	22,771.95	5,430.83	28,202.78
	Year to Date Totals	16,256.68	672.89			
North Cedar	Monthly Totals	4,005.08	256.91	3,770.96	9,945.54	13,716.50
	Year to Date Totals	4,009.33	379.36			
Orchard Hill	Monthly Totals	7,800.62	314.74	10,096.18	8,833.68	18,929.86
	Year to Date Totals	7,804.39	514.74			
Southdale	Monthly Totals	14,173.99	36,580.09	8,564.23	21,908.17	30,472.40
	Year to Date Totals	14,183.35	36,701.49			
	Monthly Totals	189,250.83	149,525.97	158,635.56	485,485.99	644,121.55
	Year to Date Totals	205,068.48	198,810.25			

